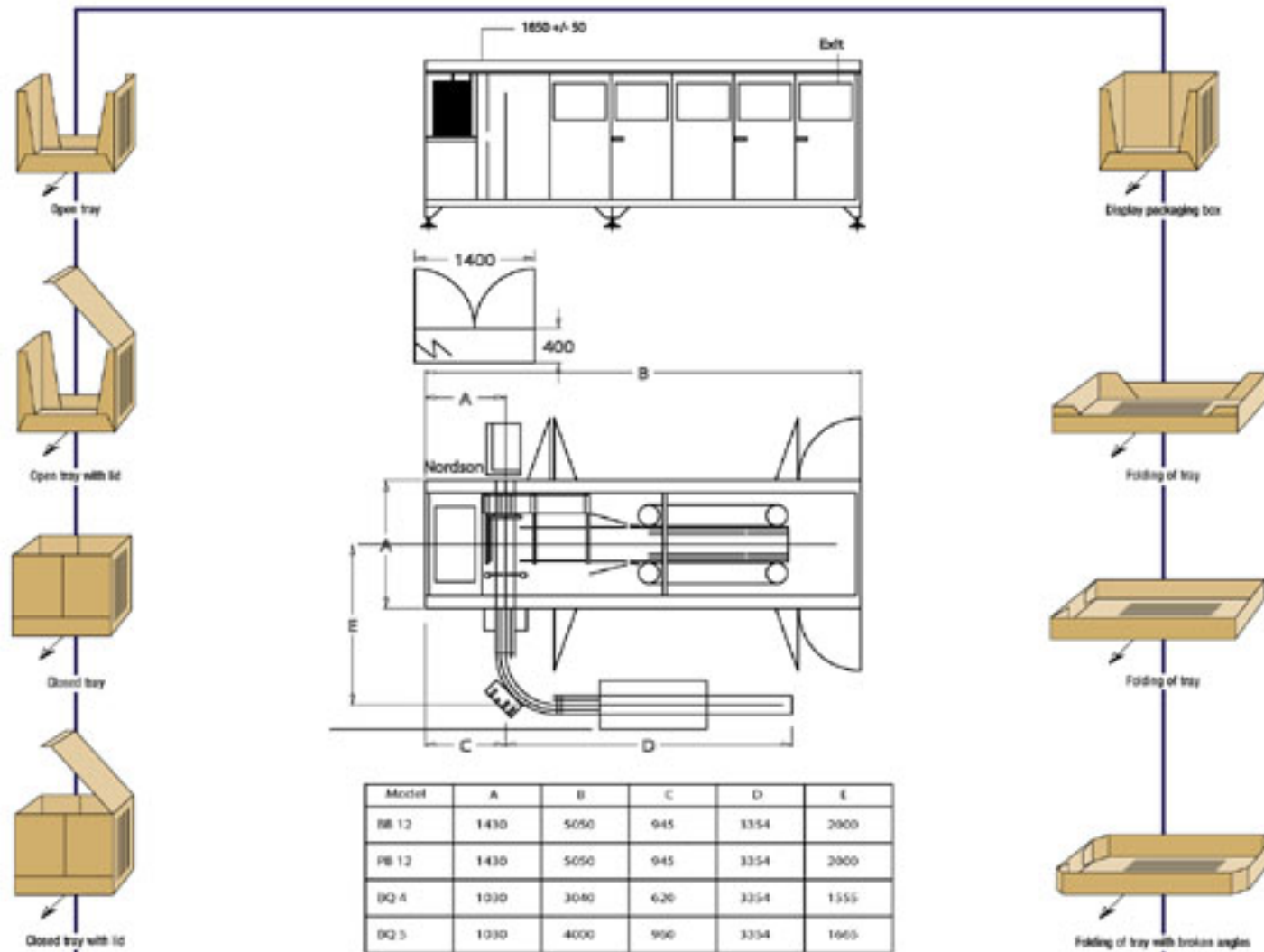


SPECIFICATIONS



RATE : from 10 up to 50 trays/min
depending packaging

ELECTRICITY / COMPRESSED AIR

Supply voltage : 400 V three phase+ GND
without neutral – 60 Hz

Capacity to be installed : 10 kW

Dry compressed air : 6 bars

Consumption : 10 Nm³/h

CONFORMITY

EC Directives

STRUCTURE

- Fabricated chassis, stainless steel tubes
- Mechanical parts treated with chemical nickel plating
- Stainless steel guard gratings
- Lexan and Triplex glazing
- Commercial supplies in their original condition

OPTION

Tray with interior or exterior lid flap
6 infeed configuration possible




Z.I Route de Thennes
80110 - MOREUIL
Téléphone : +33 (0)3 22 35 31 80
Fax : +33 (0)3 22 09 61 89
www.condi-film.com



condi **film**
international packaging

FULLY AUTOMATIC TRAY-PACKER




PB-BB-BQ




INFEEED CONVEYOR AND DETECTION

Product infeed is achieved either in line or at 90 degrees and product distributed in up to 3 lanes via integral lane divider. Product build back is checked at several points on the infeed via photoelectric cell. A cycle device transfers collated product to the correct pitch on the machine (see above).



Filmed tray x 6

Manufactured completely in stainless steel, compact and of robust construction the Condi-film range of equipment solves the most complicated of tray packing problems. The range of machinery has multiple formats ranging from simple flat board to the most complex of display cases. Condi-film design engineers continue to incorporate state-of-the-art hardware and software to ensure the most user friendly and flexible machine possible.





CONTINUOUS CLOSING

Closing of the pack around the product is achieved via continuously moving chains to ensure positive location of all flaps during the gluing cycle and on until the exit of the machine.

HIGH CAPACITY MAGAZINE

A high capacity magazine situated in front of the machine offers tool-less size changeover between board format. Trays are glued using the latest Hot Melt glue technology and the unique closing device ensures perfectly square cases every time.



Flat board x 6